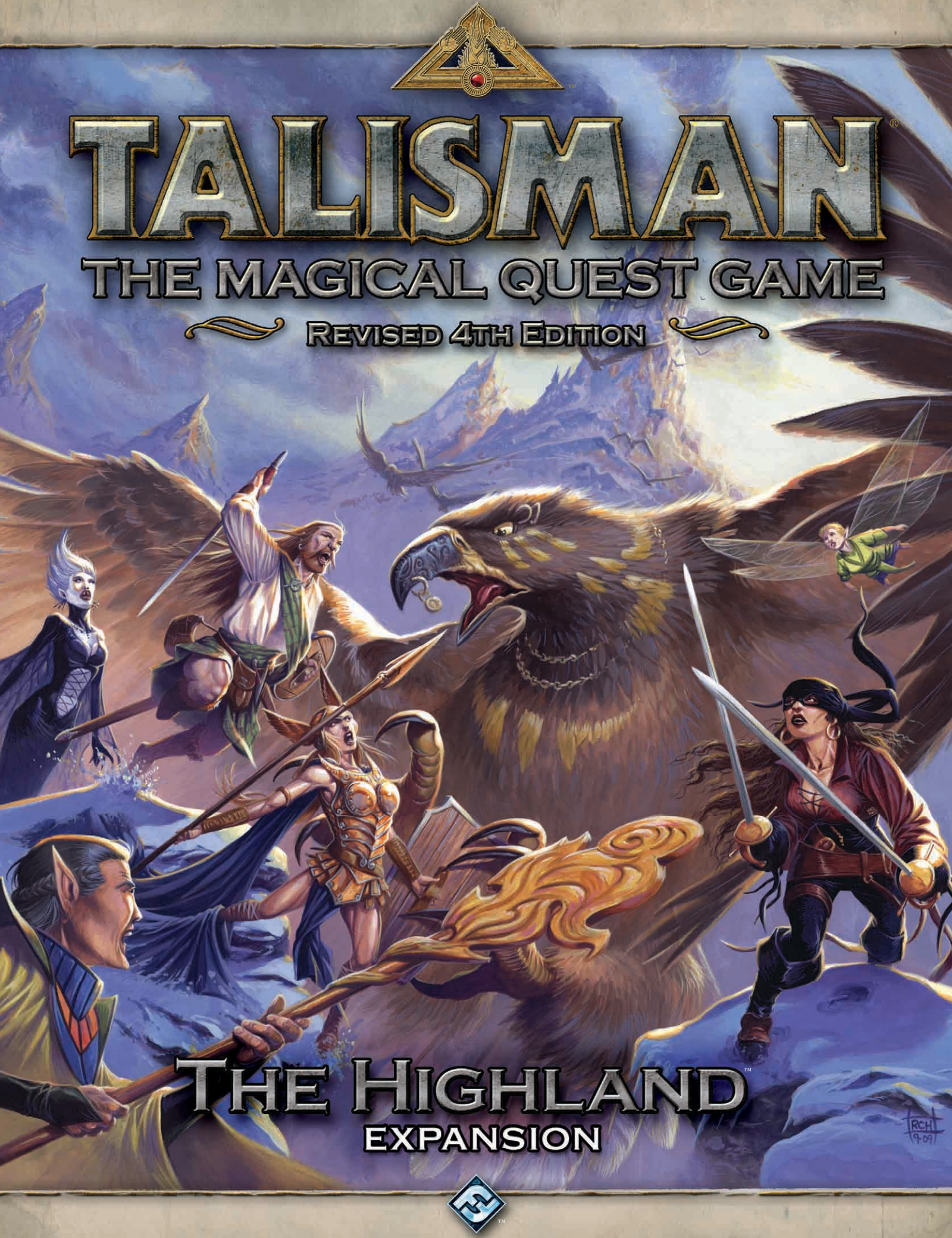




TALISMAN

THE MAGICAL QUEST GAME

REVISED 4TH EDITION



THE HIGHLAND
EXPANSION



THE LEGEND OF THE EAGLE KING

Legends say that magic pours into the world from high atop the tallest mountain in the land. The mystical energies emanating from this source are infused into the snow, and then carried to the lands below by way of an enchanted stream that flows down through the Highland. The Eagle King, a powerful spirit of nature and friend to birds and beasts, has guarded over the Highland to protect this source and keep it pure.

Despite the Highland's many dangers, the lure of wealth, power, and lore are irresistible to many adventurers. Artificers and fortune-hunters seek out the precious gems that abound along the banks of the enchanted stream. Alchemists and wizards desire the stream's magical waters as a potent catalyst for potions and spell craft. Treasure hunters and lore masters follow rumours of the Lost City in hopes of unlocking the mystery of its long dead civilization or simply pillaging its forsaken treasures. Many times the Eagle King has had to cast out these intruders, and his wrath spares no mercy.

Millennia ago, a wizard sought to secure his reign over the land by creating a powerful artefact, the Crown of Command. The creation of such a treasure required gemstones that only exist in the Highland. With stealth and cunning, the wizard stole these precious stones from the Eagle King's realm. When he saw what the wizard had done, the Eagle King was furious.

When the wizard knew his time was coming to an end, he hid the Crown of Command in the most perilous part of the most dangerous land in his realm. He set around it the most fearsome guardians that his most powerful spells were able to command, to wait for the day when a champion with sufficient strength, wisdom, and courage would take his crown and rule in his stead.

But should the Eagle King find the Crown of Command first, he will surely destroy it. He has not forgotten the invasion of his lands or the theft of his precious gems, and he will not rest until the natural order has been restored and that which belongs to him has been returned to the Highland!

EXPANSION OVERVIEW

Surrounding the land of Talisman are four great kingdoms known as **REGIONS**. Each Region offers great opportunities, as well as terrible dangers, for adventurers brave enough to enter them. This expansion allows players to enter one of these extraordinary areas – the Highland Region ruled by the fierce Eagle King.

OBJECT OF THE GAME

The object of the game remains the same as the *Talisman Revised 4th Edition* base game. Characters must reach the Crown of Command in the centre of the board and then, by casting Command Spells, force the other characters out of the game.





COMPONENTS

The *Highland* expansion includes the following components:

- This Rulebook
- 1 Highland Board
- 142 Highland Cards
- 10 Spell Cards
- 12 Adventure Cards
- 4 Relic Cards
- 3 Alternative Ending Cards
- 6 Character Cards
- 6 Plastic Character Figures

COMPONENT OVERVIEW

Below is a brief description of each game component.

HIGHLAND BOARD

The Highland board (referred to as a "Region") depicts the domain and stronghold of the Eagle King. The Highland Region holds many dangers, but also offers great riches and powerful relics to those characters bold enough to enter.



HIGHLAND CARDS

This deck of 142 Highland Cards, features new Events, Enemies, Strangers, Objects, Followers, and Places. Highland Cards are similar to the Adventure Cards, but are encountered by characters exploring the Highland Region.



ADVENTURE CARDS

The 12 new Adventure Cards feature new Events, Enemies, and Places. Most of the Adventure Cards work exactly like those in the base game. Adventure Cards with a Highland restriction icon next to their title are only used if the Highland board is being used (see "The Highland Icon" on page 4).



SPELL CARDS

There are 10 new Spell Cards, detailing Spells characters may cast during the game. These Spell Cards work exactly like those in the base game.



RELIC CARDS

The four Relic Cards are powerful artefacts characters may obtain by killing the Eagle King in the Highland's Eyrie (see "Fighting the Eagle King" on page 8).



ALTERNATIVE ENDING CARDS

The use of the three new Alternative Ending Cards is optional, and players should agree whether or not to use them before starting the game (see "Alternative Ending Cards" on page 9).



CHARACTER CARDS

The six new Character Cards work exactly like those in the base game, and offer players an even larger selection of heroes to play.



CHARACTER FIGURES

Each of the new characters has a plastic figure used to represent that hero on the game board.



SETUP

When playing with *The Highland* expansion, add the following steps to the base game's setup:

1. Shuffle the new Character, Adventure, and Spell Cards into their respective decks.
2. Take the new Highland board and place it next to the main Talisman board as shown in the diagram below. Shuffle the Highland deck and place it next to the Highland board.
3. Leave the new Relic Cards in the game box until they are needed.
4. If players wish to use the optional Alternative Ending Cards, one player shuffles those cards, draws one at random, and places it on the Crown of Command (see "Alternative Ending Cards" on page 9).



HIGHLAND ICON

Highland
Restriction
Icon

Expansion
Symbol



THE HIGHLAND ICON

Cards in *The Highland* expansion are marked with an **EXPANSION SYMBOL** to differentiate them from the cards in the base game.

Additionally, some of the new Adventure Cards are only used if the Highland board is being used. In addition to the expansion symbol, these cards are marked with a **HIGHLAND RESTRICTION ICON**, which appears near the card's title. If the Highland board is being used, players encounter these cards as normal. If the Highland board is not being used (see "Setup" and "Using Only Portions of The Expansion" later on this page), cards marked with a Highland restriction icon near their title are discarded when drawn, and a replacement card is drawn from the top of the Adventure deck. (Alternately, all cards with a Highland restriction icon can be removed from the Adventure deck before the game begins if the Highland board is not being used.)

USING ONLY PORTIONS OF THIS EXPANSION

While *The Highland* expansion is intended to be used as a whole, players are welcome to play *Talisman* using only some of the elements of the expansion. Specifically, the new Character, Spell, and Alternative Ending Cards may be used without including the new Highland, Relic, and Adventure Cards or the Highland board.



EXPANSION RULES

When playing *Talisman* with *The Highland* expansion, the basic rules of playing *Talisman* are unchanged, and the game is still won by reaching the Crown of Command and eliminating all other players. The only new rules needed are for entering and exploring the Highland Region. These rules are found below.

ENTERING THE HIGHLAND

The Highland is connected to the main *Talisman* board at the main board's Crag space. A character may enter the Highland Region simply by moving directly from the Crag space on the main board to the Highland Entrance space, if his movement die roll provides him with sufficient movement.

Entering the Highland through the Crag space is optional. Characters may choose not to enter the Highland, and may travel around the Outer Region instead.

While characters travel around the main *Talisman* board, they may also discover Adventure Cards that allow them to enter the Highland Region. Rules for entering the Highland by means other than through the Crag space are detailed on the specific Adventure Cards providing these means.

MOVEMENT IN THE HIGHLAND

Movement in the Highland follows the normal movement rules: Characters roll one die and move the indicated number of spaces.

Each space on the Highland board is marked with an arrow. These arrows point in the direction characters need to move in order to reach the Eyrie. Characters may choose to move against the arrows if they wish. However, doing so takes them farther away from the ultimate prize of the Highland, and closer to the Highland Entrance.



Note that characters *must* move either *directly with* or *directly against* the arrows when in the Highland. The Highland map is a linear path, and characters may *not* move in other directions, such as across a Highland space's text box. For example, a character could *not* move directly from the Mountain Pass space to The Ridgeway space.

The diagram to the right illustrates the path characters follow through the Highland to reach the Eyrie. The red arrow highlights the path leading to the Eyrie.



LEAVING THE HIGHLAND

Some Highland encounters grant characters the opportunity to exit the Highland and return to the main game board. Other than these encounters, the only ways to leave the Highland are to reach the Eyrie (see "Eyrie" on page 8) or to exit to the Crag via the Highland Entrance space. When exiting via the Highland Entrance, a character with sufficient movement to continue past the Crag must choose between continuing his movement clockwise or counterclockwise in the Outer Region.

USING HIGHLAND CARDS

Highland Cards are similar to the Adventure Cards, but are encountered by characters exploring the Highland Region.

DRAWING CARDS IN THE HIGHLAND

When characters in the Highland Region are instructed to draw cards, they always draw Highland Cards rather than Adventure Cards. This requirement is true even when, for example, cards and special abilities specifically instruct the player to draw one or more "Adventure Cards."

When a card is encountered in the Highland Region and has instructions or effects that refers to Adventure Cards, it affects Highland cards instead.

Example: The Astrologer instructs a character to draw 3 Adventure Cards. If the Astrologer is encountered in the Outer or Middle Region, the character must draw from the base game's Adventure deck. However, if the Astrologer is encountered in the Highland Region, the character must draw from the Highland deck instead of the Adventure deck.

SPECIAL ABILITIES INVOLVING ADVENTURE CARDS IN THE HIGHLAND REGION

Special abilities and effects that apply to Adventure Cards behave differently when characters are in the Highland Region rather than the Outer, Middle, or Inner Regions. When used within the Highland Region, these special abilities and effects apply to cards from the Highland deck instead.

Example: The Prophetess's special ability states that whenever she draws Adventure Cards, she may discard one card of her choice and draw one more card to replace it. While the Prophetess is in the Outer, Middle, or Inner Region, her ability applies to cards from the Adventure deck. However, while she is in the Highland Region, her ability applies to cards from the Highland deck instead.



The Rogue then continues her move in the Highland, and finally lands on the Cliff.



EXAMPLE OF MOVING IN THE HIGHLAND

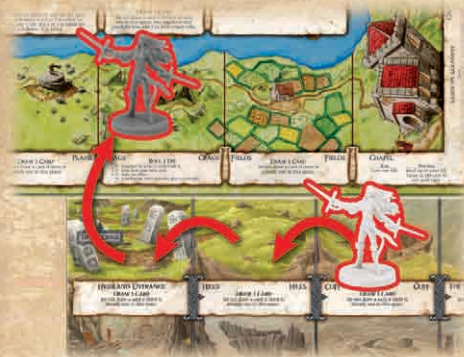
The Rogue begins her turn on the Cliff and rolls a "4" for her move.

She decides to follow the direction of the arrows and lands on the Ruined Mine.



EXAMPLE OF LEAVING THE HIGHLAND

The Rogue begins her turn on the Cliff and rolls a "4" for her move. She decides to leave the Highland by moving against the direction of the arrows. The Rogue exits the Highland via the Crag and continues her move on the main game board.



The Rogue decides to continue her move counterclockwise in the Outer Region, finally landing on the Fields.



Alternatively, the Rogue could have decided to continue her move clockwise in the Outer Region, finally landing on the Plains.





EYRIE

The Eyrie is the last space in the Highland and is the lair of the most powerful creature in the Highland – the Eagle King. When a character reaches the Eyrie, he must end his move there, even if he has more movement available.



When a character ends his move in the Eyrie, he must fight the Eagle King. If he kills the Eagle King, he may claim one of the Eagle King's Relic Cards. Finally, whether the character kills the Eagle King or was defeated by him, the character emerges from the Highland. Each of these steps is described in detail on this page.

FIGHTING THE EAGLE KING

A character fighting the Eagle King may choose to battle or wage psychic combat against him. The Eagle King has Strength 8 and Craft 8.

Fighting the Eagle King is conducted according to the normal rules governing attacks, save that the Eagle King cannot be evaded and only characters may attack the Eagle King; Followers, Spells, or Objects *cannot* fight in a character's place.

If a character is defeated, he must lose one life as normal (use of an Object, Spell, or special ability that would prevent life loss may prevent this as normal).

CLAIMING RELICS

Characters who kill the Eagle King and gain a Relic Card must randomly draw one card from the Relic deck. If the Relic deck has been depleted, however, no reward is available and the character receives nothing.

If a character emerges from the Highland, and later returns and kills the Eagle King again, he gains another Relic Card as a reward, if one is available.

Only characters who kill the Eagle King may claim Relic Cards. Characters who attack the Eagle King and are defeated, or have a stand-off, instead emerge from the Highland without any reward for their efforts.

EMERGE FROM THE EYRIE

If a character kills the Eagle King, he must choose any space in the Outer or Middle Region and immediately move there. The character then encounters the space or a character in the space as normal.

If a character has a stand-off, or is defeated, he must immediately move to the Crag and end his turn.

EXAMPLE OF RESOLVING THE EYRIE

The Rogue begins her turn on the Ice Bridge and rolls a "6" for her move. She moves to the Eyrie and must end her move there, even though her movement roll was more than the two spaces between her and the Eyrie.

The Rogue chooses to fight the Eagle King in battle instead of psychic combat. She has a total of 7 Strength in battle and rolls a "5" for her attack roll. This roll brings her attack score to 12. The Eagle King rolls an attack roll of "2," bringing his attack score to 10.

Since the Rogue's attack score is higher, she kills the Eagle King and randomly draws one card from the Relic deck as a reward. If her attack score had been equal to or less than the Eagle King's attack score, she would not have killed him or received a Relic Card.

Since the Rogue killed the Eagle King, she emerges from the Highland to any space in the Outer or Middle Region. The Rogue chooses the Oasis in the Middle Region. She immediately moves to the Oasis and encounters that space.

THE ETERNAL GUARDIAN

The source of all magic must always have a guardian. Even when the Eagle King's physical manifestation is destroyed, his animating forces return to the source of all magic. Soon thereafter the Eagle King returns, stepping forth from the source as powerful as ever, fighting any character that encounters him in later turns with full Strength and Craft. Later encounters follow all the rules for encountering the Eagle King.

ALTERNATIVE ENDING CARDS

The use of Alternative Ending Cards is optional, and players should agree whether or not to use one before starting the game.

SETUP

Setup for the Alternative Ending Cards variant is determined by which of the two game variants players decide to use. Players can start the game with the card either *revealed* or *hidden* (see below for more details).

REVEALED VARIANT

The revealed variant has a greater impact on characters during the course of the game and allows players to use more strategy.

If players use the revealed variant, one player shuffles the Alternative Ending Cards at the start of the game, draws one at random, and places it **faceup** on the Crown of Command at the centre of the board.

HIDDEN VARIANT

The hidden variant adds more mystery and excitement to the game since players do not know what dangers await them at the Crown of Command until they reach it.

If players use the hidden variant, one player shuffles the Alternative Ending Cards at the start of the game, draws one at random, and places it **facedown** on the Crown of Command at the centre of the board. The first character who enters the Crown of Command must turn the Alternative Ending Card faceup.

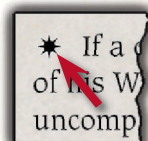
ENCOUNTERING ALTERNATIVE ENDINGS

Alternative Ending Cards replace the base game's victory conditions, offering players new ways to win the game. When an Alternative Ending Card is being used, characters on the Crown of Command must encounter the Alternative Ending Card there and follow the rules printed on the card. They **cannot** cast the Command Spell or encounter other characters on the Crown of Command unless the Alternative Ending Card specifically states otherwise.

All other rules regarding the Inner Region still apply when players are using an Alternative Ending Card:

- None of the creatures in the Inner Region (nor any of the Alternative Ending Cards) can be affected by any Spell. They also cannot be evaded.
- Characters on the Crown of Command cannot move and must remain on that space unless the Alternative Ending Card specifically states otherwise.
- Once any character has reached the Crown of Command, any character who is killed automatically loses the game.

Alternative Ending Cards generally only affect characters on the Crown of Command. However, instructions that have a **star icon** at the start of their text affect all characters, no matter what Region they are in, including characters on the Crown of Command.



Star Icon



CHARACTER LORE

HIGHLANDER

A native of the mountains who uses his great strength to keep out trespassers and to ensure the freedom of his people from would-be conquerors.



SPRITE

A benevolent but mischievous creature who, although small in stature, possesses amazing magical abilities to aid those who have lost their way.



VALKYRIE

A noble spirit sent by the heavens to protect and reward those who attain glory through valorous deeds.



ROGUE

A cunning and disreputable rascal who is more than willing to break a few rules if doing so will put some gold in her pockets.



VAMPIRESS

A powerful and seductive undead entity cursed with the need to prowl the night and, with the aid of her dark abilities, to drink the blood of the living.



ALCHEMIST

An inventive, dedicated master of the arcane sciences who relentlessly pursues esoteric knowledge.



OTHER RULES

This section clarifies rules regarding new cards, special abilities, and space instructions for the Highland Region.

RELIC CARDS

Relic Cards are treated in all respects like Adventure Cards once they are in a character's possession, except that if they must be discarded, they are removed from the game instead of being placed in the discard pile. Such cards do *not* return to the Relic deck and they are *not* available to characters who later kill the Eagle King.



Relic Cards may be ditched, discarded, stolen, or sold like other Adventure Cards.

MOVING CLOCKWISE OR COUNTERCLOCKWISE

If a character or card is instructed to **MOVE CLOCKWISE**, it must move following the direction indicated by the arrows on each Highland space.

If a character or card is instructed to **MOVE COUNTERCLOCKWISE**, it must move against the direction indicated by the arrows on each Highland space.

MOVING AFTER DEFEAT

If a character is defeated and is instructed to land on a space, the character must move to that space and immediately end his turn. A defeated character may not encounter the space he lands on, nor may he encounter a character on that space.



TRINKETS

Trinkets are special Objects that appear in the Highland deck and are distinguished with a **Trinket** keyword printed above the card's special ability.



Trinkets are treated in all respects like normal Objects, except that they do not count towards a character's carrying capacity. A character may have four normal Objects in addition to any number of **Trinkets**.

Trinkets may be ditched, discarded, stolen, or sold like normal Objects.

REGION LORE

Mystery has always enshrouded the Highland. The treacherous terrain and grim silence of the few native inhabitants make it difficult to know what is the truth and what is merely myth regarding those towering precipices. But one of the most persistent and fantastical rumours about these mountains surrounds a Lost City hidden within the crags.

Once a magnificent stone fortress housing a forgotten race, it now stands empty except for the cursed shadows and fiends that are said to dart in and out of its darkest corners. No sign remains of what became of the city's founders. The walls stand as strong as ever, undiminished by the eons of time. But legends say some malevolent force lurks at the core of this forsaken city, perhaps even bearing responsibility for the sudden and unexplained exodus of the original citizens. Whatever the cause of the city's abandonment, it is rumoured that a fantastic wealth of gold and enchanted objects was left behind within these walls.

Fortune hunters and glory seekers have sought the Lost City for centuries. Most disappear never to be heard from again. Some return after months of fruitlessly searching the mountains. But a very few return with souvenirs, bags of gold, or enchanted relics of incalculable value. They tell stories of a crushing darkness, filling them with dread, and a dire warning to all who would seek the Lost City: enter at your peril.

EYRIE VANGUARD

The Eyrie Vanguard is an Event that instructs a character to take the top 3 cards from the Highland deck and place them on top of the Adventure deck. The Eyrie Vanguard may appear in both the Highland deck as well as the Adventure deck. Regardless of which Region the Eyrie Vanguard is drawn in, players must always draw the top 3 cards from the Highland deck and place them on top of the Adventure deck from the base game. This Event causes characters in the Outer and Middle Regions to confront challenges from the Highland even if they do not explore the Highland board!



LOST CITY REWARDS

When characters encounter the Lost City space, they may be fortunate enough to gain cards from the Purchase or Relic deck. When characters gain a **Weapon** or **Armour**, they may look through the Purchase deck and choose which card they receive, as long as the Object has the proper **Weapon** or **Armour** keyword. When characters gain a Relic, they must draw one card from the Relic deck randomly.

CREDITS

Expansion Design: John Goodenough

Talisman Revised 4th Edition Design: Bob Harris and John Goodenough

Flavour Text: Tim Uren

Editing: Mark O'Connor

Graphic Design: WiL Springer

Cover Art: Ralph Horsley

Board Art: Tim Arney-O'Neil

Art Direction: Zoë Robinson

Internal Art: Tim Arney-O'Neil, Ryan Barger, Massimiliano Bertolini, Yoann Boissonnet, Eric Braddock, Christopher Burdett, Felicia Cano, Anna Christenson, Traci Cook, Trevor Cook, Julie Dillon, Kelly Harris, MuYoung Kim, Jeremy McHugh, Anna Mohrbacher, John Moriarty, Andrew Olson, Hector Ortiz, Arkady Roytman, Amanda Sartor, Thom Scott, John Stanko, Cory Turner, Frank Walls, Joe Wilson, and Mark Winters

Playtesters: Dave Allen, A.J. Anderson, Donald Bailey, Owen Barnes, Brett Bedore, Terry Bintock, Harland Bistro, Rich Brown, Tom Calder, Daniel Clark, Rik Cooper, Kevin Crisalli, Mike David, Brandon Dingess, Elliott Eastoe, Rob Edens, Andrea Goodenough, Judy Goodenough, Mal Green, Lissa Guillet, Nathan Johnson, William Ketter, Corey Konieczka, Rachel Kronick, Jason Little, Monte Lewis, Ben Maier, Morgan Maloney, Joseph Martin, Dottie Megginson, Mike Mason, Cameron McCartney, Ryan McCullough, Steve Miller, Jon New, Mark O'Connor, John Porter, Mark Raynor, Rick Rettinger, David Richardson, WiL Springer, Sam Stewart, Matthew Strait, Richard Tatge, Thorin Tatge, James Trainor, Terry Unger, Tim Uren, Lauren Wanveer, Barac Wiley, Kevin Wilson, Sara Yordanov, and Joseph Young

Production Manager: Gabe Laulunen

Executive Developer: Corey Konieczka

Executive Producer: Michael Hurley

Publisher: Christian T. Petersen

Special Thanks: Bob Harris, Richard Tatge, Elliott Eastoe, Jon New, and everyone at Talisman Island!

GAMES WORKSHOP

Licensing Manager: Owen Rees

Licensing and Acquired Rights Manager: Erik Mogensen

Head of Legal and Licensing: Andy Jones

Intellectual Property Manager: Alan Merrett

Talisman © Games Workshop Limited 1983, 1985, 1994, 2007. This expansion © Games Workshop Limited 2010. Games Workshop, *Talisman*, *The Highland*, the foregoing marks' respective logos and all associated marks, logos, characters, products and illustrations from the *Talisman* game are either ®, TM and/or © Games Workshop Limited 1983-2010, variably registered in the UK and other countries around the world. This edition published under license to Fantasy Flight Publishing Inc. 2010. Fantasy Flight Games, Fantasy Flight Supply, and the FFG logo are trademarks of Fantasy Flight Publishing, Inc. All Rights Reserved to their respective owners.

For additional material, support, and information,
please visit us on the web:
www.FantasyFlightGames.com

FANTASY FLIGHT SUPPLY

RELIC LORE

Although the Eagle King is a formidable opponent, he is not invincible. If he is conquered, it is possible to claim one of his mighty relics as a prize, each a unique item that will grant tremendous benefit to its master.

DREADWING

This enormous raptor serves its master with unparalleled speed and strength. Anyone with the power to claim this noble creature as a steed will find that there is no wind that races faster than Dreadwing.



RAGE TALON

The devastating weapon of the Eagle King is adorned with the razor-sharp claws of giant hunting birds. For those brave enough to acquire the Rage Talon, they will find that no defense can stand for long against it.



WINDLORD AMULET

This enchanted jewelry allows the wearer to manipulate magic in its purest form. Should anyone possess the cunning and skill to claim this charm for himself, it will prove to be an invaluable boon in the practice of spell craft.



ARNKELL

This totemistic headpiece allows its master to summon powerful winds to carry him wheresoever he desires. A being with the ironclad will to claim this item will find once inaccessible locations suddenly easy to reach.

