



# TALISMAN<sup>®</sup>

## THE HARBINGER<sup>™</sup>

### EXPANSION

## WELCOME

*Danger, battle, glory, and wealth! Welcome to the magical realm of Talisman.*

*The Harbinger* expansion for *Talisman: The Magical Quest Game* features new characters to quest with, a unique deck of cards to explore, and Spells to command. This rulesheet explains how to use the new components provided in *The Harbinger*.

## COMPONENTS



3 CHARACTER FIGURES &  
1 HARBINGER FIGURE



32 OMEN CARDS



1 HARBINGER SHEET



10 TERRAIN CARDS



75 HARBINGER CARDS



10 SPELL CARDS



3 CHARACTER CARDS



2 ALTERNATIVE ENDING CARDS

## EXPANSION RULES

This rulesheet explains how to use the new components to enhance your *Talisman* experience.

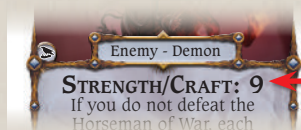
## THE HARBINGER SYMBOL

Cards in this expansion are marked with a Harbinger Raven symbol to distinguish them from the cards in the base game.



## STRENGTH/CRAFT

Some of the Enemies in *The Harbinger* possess a Strength/Craft value. If a character encounters these Enemies, he can choose to fight all these Enemies in either battle or in psychic combat. Characters may exchange trophies with a Strength/Craft value for either Strength counters or Craft counters.



Strength/Craft  
Value

## THE HARBINGER

The Harbinger is the bearer of an ancient prophecy who has arrived to foretell the end of the world.

At the start of the game, place the Harbinger figure on the Harbinger sheet. After a character (not in the Inner Region) draws an Event, move the Harbinger to that character's space.

Whenever a character in the same Region as the Harbinger is instructed by a board space to draw cards, he must draw Harbinger cards instead.

Whenever the top Omen is discarded, move the Harbinger figure to the Harbinger sheet after the next Omen in the stack is resolved.

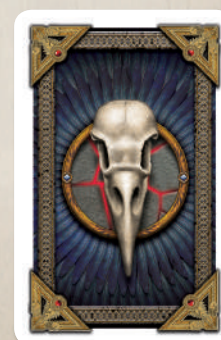
A character landing on the same space as the Harbinger **must** encounter the Harbinger by rolling on his chart instead of encountering the space or another character on the space.

## HARBINGER CARDS

Harbinger cards do not count as Adventure cards while being drawn and cannot be affected by the Orb of Knowledge, the Prophetess' ability, or similar effects.

Once a Harbinger card has been placed faceup on a space, it is treated as an Adventure card.

Enemies from the Harbinger deck **must** be taken as trophies when defeated in battle or psychic combat.



Harbinger Card





## OMEN CARDS

As the apocalypse looms over the world of Talisman, signs appear and prophecies are fulfilled, warning that the end is nigh. The Omen cards reveal the greatest of these signs.

Before the game begins, players must first decide which Omen set they wish to use. Collect all eight Omen cards belonging to that Omen set. Then use them to make a faceup stack, starting with the 7th Omen at the bottom, then the 6th Omen, 5th Omen, etc., with the Prophecy card on the top. The stack is then placed next to the Harbinger sheet.

When an effect causes the top card of the Omen stack to be discarded, take the top card of the Omen stack and place it faceup on top of the Omen discard pile. Then resolve any immediate effects on the newly revealed Omen card. If there are no cards remaining in the Omen stack, the game is over and all characters lose the game.

If an effect places an Omen card in the Omen discard pile on top of the Omen stack, resolve any immediate effects on the newly placed card.

Continuous effects of the top Omen card of the Omen stack are always applied until the Omen is discarded or no longer the top card of the Omen stack.

## CURSED KEYWORD

Some Objects and Followers have been twisted and tainted by dark powers and have the **Cursed** keyword.

**Cursed** Objects and Followers must be taken by a character encountering them (even if the character is at his Object Carrying Limit) and cannot be ditched.

When a character has more Objects than his Carrying limit, and must decide which Objects to keep, a character must choose to keep as many **Cursed** Objects as possible. A character can only choose not to keep a **Cursed** Object if he has more **Cursed** Objects than his Carrying limit.

**Cursed** Objects and Followers may be discarded, stolen, and sold as normal.

## TERRAIN CARDS

As the world draws closer to its end, the land irrevocably shifts and changes. Certain game effects instruct players to place a Terrain card on a space of the game board. While a Terrain card is on a space, the text and name of that space is ignored and the text and name of the Terrain card is used instead. If an effect refers to a space that is no longer on the board because that space contains a Terrain card, that effect is ignored.



Terrain Card

For example, if the Temple space contains a "Chasm" Terrain card and a "6" is rolled at the Tavern, the effect of moving to the Temple is ignored. Terrain cards can only be removed by effects that specifically remove Terrain cards. Players cannot place Terrain cards on spaces in the Inner Region. If an effect instructs a player to place a Terrain card where he cannot, he ignores that effect.

If an effect causes a player to place a Terrain card on a space and there are no cards of the required type left in the Terrain deck, he must choose a Terrain card of that type on the board and move it to that space. If a player places a Terrain card on a space that already contains a Terrain card, he removes the original Terrain card from that space and returns it to the Terrain deck.

If a player places a new character on the game board, he ignores any Terrain cards when placing that character.

## TERRAIN CARDS AND MOVEMENT

If the Sentinel space contains a Terrain card, characters may cross freely from the Outer Region to the Middle Region; they do not have to defeat the Sentinel. Likewise, if the Portal of Power space contains a Terrain card, characters may cross freely from the Middle Region to the Inner Region; they do not have to pick or force the lock, nor are they stopped by the Warlock if they have an uncompleted warlock quest.

## PLACING RANDOM TERRAIN CARDS

Some game effects will instruct players to place a random Terrain card. When this occurs, the player shuffles the Terrain deck, draws the top card, and places it as directed by the effect.

If there are no cards remaining in the Terrain deck when a player is instructed to place a random Terrain card, he instead takes the Terrain card closest to his character and moves it to his space. If two or more Terrain cards are equally close, he chooses which one to move.

## TERRAIN CARDS AND OTHER EXPANSIONS

When using an expansion board, if a Terrain card is on a space that allows movement between boards, characters can still move to and from the expansion board following the normal movement rules of that expansion.

When using *The Harbinger* with *The City* expansion, Terrain cards cannot be placed on the "Jail" or "Town Square" spaces of *The City* expansion board.

If a Terrain Card is placed on the last space of an expansion board, such as the "Treasure Chamber" from *The Dungeon* expansion, a character must end his movement when entering that space, then encounter the Terrain card on that space.





## ALTERNATIVE ENDING CARDS

The inclusion of Alternative Ending cards is optional, and players should agree whether or not to use them before starting the game. The Alternative Ending cards included in *The Harbinger* expansion are usable with Alternative Ending cards from other expansions.

### SETUP

Setup for Alternative Ending cards is determined by which of the two game variants players decide to use. Players can start the game with the card either revealed or hidden.

#### REVEALED VARIANT

The revealed variant has a greater impact on characters during the course of the game and offers players more strategy.

If players use the revealed variant, remove all Alternative Ending cards that have a **hidden icon** (shown at right) in their upper-left corner and return them to the game box.



Then shuffle the remaining Alternative Ending cards, draw one Alternative Ending card from the top of the deck, and place it *faceup* on the Crown of Command at the centre of the game board.

#### HIDDEN VARIANT

The hidden variant adds mystery to the *Talisman* experience by preventing players from knowing the dangers that await them at the Crown of Command.

If players use the hidden variant, remove all Alternative Ending cards that have a **revealed icon** (shown at right) in their upper-left corner and return them to the game box.



Then shuffle the remaining Alternative Ending cards at the start of the game, draw one card at random, and place it *facedown* on the Crown of Command at the centre of the game board.

### ENCOUNTERING ALTERNATIVE ENDINGS

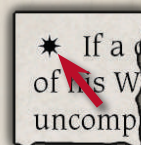
Alternative Ending cards replace the base game's victory conditions, offering players new ways to win the game. When using the Alternative Ending cards, characters on the Crown of Command must encounter the Alternative Ending card and follow the rules printed on the card; they cannot cast the Command Spell or encounter other characters on the Crown of Command unless the Alternative Ending card specifically states otherwise.

All other rules regarding the Inner Region still apply when playing with Alternative Ending cards:

- None of the creatures in the Inner Region (nor any of the Alternative Ending cards) can be affected by any Spell. They also cannot be evaded.

- Characters on the Crown of Command cannot move and must remain on that space unless the Alternative Ending card specifically states otherwise.
- After any character reaches the Crown of Command, any character who is killed automatically loses the game.

Alternative Ending cards often affect only characters on the Crown of Command. However, instructions that have a **star icon** at the start of their text affect all characters, no matter what Region they are in, including characters on the Crown of Command.



Star Icon







## CREDITS

**Expansion Design and Development:** Samuel W. Bailey

**Talisman Revised 4th Edition Design:** Bob Harris and John Goodenough

**Producer:** Derrick Fuchs

**Editing & Proofreading:** Paolo Tosolini

**Graphic Design:** Evan Simonet

**Cover Art:** Ralph Horsley

**Interior Art:** Alex Aguilar, Kim Artem, Bruno Balixa, Arden Beckwith, Toni Bell, Bon Jovi M. Bernardo, Mark Bulahao, Joshua Cairós, JB Casacop, Cristian Chihai, Anna Christenson, Sebastian Ciaffaglione, David Demaret, Guillaume Ducos, Allen Michael N. Geneta, Hans Krill, Jorge Carrero Roig, Amanda Sartor, Tadas Sidlauskas, Lee Smith, Firat Solhan, Alyn Spiller, Nate Stefan, Preston Stone, Folko Streese, Crystal Sullivan, Yating Sun, Leanna TenEyck, Bill Thompson, Eva Maria Toker, Alexander Tooth, Cory Trego-Erdner, JuanManuel Tumburus, Tiffany Turrill, Shane Tyree, Andrea Ugrai, TeeJay Ralph Villahermosa, Jacob Walker, and Damon Westenhofer.

**Figure Design:** Felicia Cano

**Plastics Management:** Jason Beaudoin

**Plastics Coordination:** Niklas Norman

**Plastic Sculpting:** Xav "Lokkee" Malard and Alexandre Piovani

**Managing Art Director:** Andy Christensen

**Art Direction:** John Taillon

**Quality Assurance Coordinator:** Zach Tewalthomas

**Playtesters:** Jonas Anderlund, Jennifer Anderson, David "turtleback" Anderson, Anthony Bellusci, Marcin "Nemomon" Chrostowski, Davide De Colle, Brian Ferraro, Adam Gibbons, John Löfstedt Gilljam, Steve Green, Giordano Gori, Paul Hinrichsen, Kristoffer Löfblad, Richard Löwenfeldt, Shawn Lynch, Dave Mitchell, Jon New, Katie New, Mateusz Pindara, Kettil Sundberg, Kevin Thompson, Paolo Tosolini, Charles Wellton, and Ewelina Zajkowska

**FFG Licensing Coordinator:** Amanda Greenhart

**Production Management:** Megan Duehn and Simone Elliott

**Production Coordinator:** Johanna Whiting

**Board Game Manager:** Steven Kimball

**Executive Game Designer:** Corey Konieczka

**Executive Producer:** Michael Hurley

**Publisher:** Christian T. Petersen

*As always, thanks to everyone at*  
**GAMES WORKSHOP**

**Talisman: The Harbinger** © Copyright Games Workshop Limited 2015. **The Harbinger**, **Talisman**, the Talisman logo, GW, Games Workshop, and all associated logos, illustrations, images, locations, weapons, characters, are either ® or TM, and/or © Games Workshop Limited, variably registered around the world, and used under license. This edition published under license to Fantasy Flight Publishing Inc. Fantasy Flight Supply is TM of Fantasy Flight Publishing, Inc. Fantasy Flight Games and the FFG logo are ® of Fantasy Flight Publishing, Inc. All rights reserved to their respective owners. Fantasy Flight Games is located at 1995 West County Road B2, Roseville, Minnesota, 55113, USA. 651-639-1905. Actual components may vary from those shown. Made in China. **THIS PRODUCT IS NOT A TOY. NOT INTENDED FOR USE BY PERSONS 13 YEARS OF AGE OR YOUNGER.**

For additional material, support, and information, please visit us on the web:

[www.FantasyFlightGames.com](http://www.FantasyFlightGames.com)



**PROOF OF  
PURCHASE**

**TM15**  
**Talisman:**  
**The Harbinger**  
978-1-63344-123-1

