

RULES



A GAME BY **RICHARD GARFIELD** • ART BY **PAUL MAFAYON**

THEN, THE CITY DISAPPEARS INTO DARKNESS...
THE ALARMS MERGE WITH SIRENS
AND SCREAMS OF PANIC. UNDER THE MOONLESS NIGHT,
MUTANT MONSTERS ENTER TOKYO.

The roaring shadows rampage everything in their path, smashing bridges and knocking down buildings. Wilder and nastier than any ever seen, giant robots and fierce aliens clash in chaotic explosions. The battle will be epic - only one of them will become the master of the devastated city.

But... What are these two silhouettes, terribly familiar, emerging from the dark?

OVERVIEW AND GOAL

KING OF TOKYO - DARK EDITION is a game for 2 to 6 players where players take on the roles of giant Monsters ready to do whatever it takes to conquer Tokyo. Roll the dice, buy Power cards, build up your

Wickedness, and smash everything to bits to gain Victory Points (★) and win the game. And if you're feeling villainous, you can even try to eliminate all of your adversaries. The last one standing will be declared victorious!

If you are familiar with: **KING OF TOKYO**
it is only necessary to read the parts of the rules with this icon as you already know how to play most of this game!



CONTENTS & GAME ELEMENTS

6 MONSTER BOARDS

These boards represent the Monsters that you can play in King of Tokyo. Each has a name, a dial for Victory Points (★), and a dial for Life Points (♥).

★ Victory Points



Name

♥ Life Points

1 TOKYO BOARD

The board represents the City of Tokyo divided into two locations: Tokyo City (🏙️) and Tokyo Bay (🌊). When a rule or card refers to "Tokyo", it means both places. The board also includes the Wickedness gauge.



Tokyo City



Wickedness gauge

Tokyo Bay (🌊)

6 GRAY DICE

Each die has 6 symbols that represent the primary actions you can take on your turn:

1 2 3 : Gain Victory (★) and Wickedness Points

⚡ : Gain Energy Charges (⚡)

🐾 : Wound other Monsters

♥ : Gain Life points (♥)



66 POWER CARDS

Power cards display a name, a cost to pay in Energy Charges (⚡), a type (**KEEP/DISCARD**) and an effect.

There are two different types of Power cards.

KEEP

Keep these cards face-up in front of you until the end of the game (unless you are otherwise instructed).

DISCARD

Resolve these cards immediately, then discard them.



6 CARDBOARD FIGURES

These figures represent your Monsters. Keep them near you. When you take control of Tokyo, place your Monster on the board, in Tokyo City or Tokyo Bay, as described below.



ENERGY CHARGES

Keep Energy Charges you've gained from ⚡ dice faces. You can spend them to buy cards or to resolve/activate certain card effects.



6 WICKEDNESS COUNTERS

These counters allow you to keep track of your Wickedness points on the gauge found on the board.



27 TOKENS AND 2 YELLOW DICE

The tokens and yellow dice are used with specific Power cards and Wickedness tiles.




3 Smoke tokens



12 Shrink Ray tokens



12 Poison tokens



10 WICKEDNESS TILES

Wickedness tiles are double-sided. Each side shows a number (bottom right), a name, and an effect.

Players keep all of the Wickedness tiles that they acquire face-up in front of them until the end of the game (unless you are otherwise instructed).



SETUP

①

Each player chooses a Monster and takes its figure and Monster board. Set your Monster's Life Points (♥) to 10 and Victory Points (★) to 0.

②

Place the Tokyo board at the center of the table, within easy reach of every player.

③

Shuffle the Power cards to form a deck.

④

Deal the first three Power cards face-up on the table next to the Tokyo board to form a Market. Place the remainder of the deck next to this Market. Place all of the tokens nearby.

⑤

Put the gray dice in the center of the table. Set the yellow ones aside for now (some Power cards and tiles will allow you to roll the yellow dice).

⑥

Form a supply pool with all of the Energy Charges (⚡).

⑦

Place the Wickedness counters close to the Wickedness gauge. Stack the Wickedness tiles next to the numbered circles corresponding to their values. You should have 4 tiles next to the ③ space, 4 tiles next to the ⑤ and 2 tiles next to the ⑦.

The tiles are double-sided. Use the red side for your first game. For later games, you can choose to play with all of the tiles on the red side, all on the green side, or a mixture of the two.



WITH 2 TO 4 PLAYERS
only Tokyo City will be used.



WITH 5 OR 6 PLAYERS
both Tokyo City and Tokyo Bay will be used.

HOW TO PLAY

To determine the starting player, each player rolls the 6 gray dice. Whoever gets the most 🎲 goes first. In case of a tie, the tied players roll all 6 dice again until one player has the most 🎲.

TURN OVERVIEW

1. ROLL DICE
2. RESOLVE DICE
3. ENTER TOKYO
4. BUY POWER CARDS
5. END OF TURN

1. ROLL DICE

On your turn, you can roll the dice up to three times. You can stop rolling at any time.

On the first Roll, roll the 6 gray dice (and 1 or 2 yellow dice if you have a Power card or a wickedness tile that lets you roll them). For your second Roll, if you like some of your results, you can set them aside and only reroll the ones you don't like. For your third Roll, you can reroll any dice you previously had set aside (for instance, if you changed your mind), along with any results from your second roll that you don't want to keep.

After you finish your third Roll (or if you decide to stop), continue to the RESOLVE DICE step.

2. RESOLVE DICE

You can resolve your dice in any order, but you **must** resolve all of them.

Symbols showing on the dice at the end of your last Roll represent the actions of your turn:

VICTORY POINTS 1 2 3

If you roll three-of-a-kind of 1, 2 or 3, gain as many 🌟 as the number. Each additional die with the same number gains you 1 additional 🌟.

WICKEDNESS POINTS

In addition to Victory Points, 1 1 1 and 2 2 2 grant you Wickedness Points:

- For each three-of-a-kind rolled of 1 you gain 2 Wickedness Points.
- For each three-of-a-kind rolled of 2 you gain 1 Wickedness Point.

3 3 3 doesn't earn you any Wickedness Points.

🔴 Life Points

⚡ Energy Charges

🌟 Victory Points

When you gain Wickedness Points, move your counter up on the Wickedness gauge.

If your counter moves onto or beyond the 2, 6, or 10, space, you may take a tile of your choice from the tiles available at that level of Wickedness.

Place the tile in front of you; its power is now active. Note that as you continue to move up (you never reset to zero), you only gain a tile once for each threshold you pass.

Once you have chosen a tile at a given level, you may not have another from the same level.

EXAMPLE


GIGAZAUR rolls 1 1 1 1
 = 1 1 1 + 1 = 2 🌟 + 2 Wickedness points.
 1 🌟 + 2 Wickedness points 1 🌟

ENERGY CHARGES ⚡

Gain 1 ⚡ from the pool for each 🎲 rolled. Place them in your reserve in front of yourself.

Keep Energy Charges until you spend them.




SMASH



Monsters that are **not** in the same location as you lose 1 ♥ for each  you have rolled.






► **IF YOU ARE IN TOKYO** (Tokyo City  or Tokyo Bay ) and you roll , you wound all Monsters outside of Tokyo and only those monsters.




► **IF YOU ARE OUTSIDE OF TOKYO** and you roll , you wound all Monsters who are in Tokyo (Tokyo City  and Tokyo Bay ). These Monsters can then decide to Yield and leave Tokyo or to remain in Tokyo (or Tokyo Bay, if applicable). Monsters who Yield Tokyo still lose ♥ as a result of the Smash that they suffered.


Each  results in losing one Life Point ♥. If a Monster loses his last Life Point ♥, then the  appears and that monster is eliminated (whose corresponding cards, Wickedness tiles, and Energy Charges are discarded).

Since no Monster starts the game in Tokyo, the Monster who starts the game does not cause Monsters to lose ♥ with any  that are rolled, but must automatically enter Tokyo regardless (see below).

NOTE: ♥ lost from a Power card effect is different than ♥ lost as a result of a . A Monster can only Yield Tokyo when losing ♥ from .

HEAL

► **IF YOU ARE OUTSIDE OF TOKYO**, you can gain 1 ♥ for each  rolled up to your maximum health level. Any remainder over your maximum may not be used to heal further.

► **IF YOU ARE IN TOKYO**, the  that you roll do not let you gain ♥ (you can only gain ♥ with Power cards or Wickedness tiles).

NOTE: You cannot gain ♥ above 10 ♥.



EXAMPLE



• ROLL DICE


Cyber Bunny is in Tokyo City. It's Gigazaur's turn, who is at level 2 on the Wickedness gauge and is outside Tokyo. Gigazaur takes the gray dice and he rolls:

1 2 3 3 ♥ ⚡

He keeps 3 3 and rolls the four other dice again. He gets:

3 3 (which he had saved) and 2 2 2  (the rerolled dice)

He has one Roll left. This time he keeps 2 2 2 and rolls the three other dice again. He gets:



2 2 2 (saved) and 2 ⚡  (rerolled)

• RESOLVE DICE



Because he rolled 2 2 2, he gains 2 ⭐, plus 1 extra ⭐ for the fourth 2 result.


The 3 2 rolled also give him 1 Wickedness Point and he moves his counter forward one space on the Wickedness gauge. He reaches the 3rd Wickedness space and chooses one of the available tiles at level 3. He places it in front of himself.


With ⚡, he gains 1 ⚡.

With , he wounds Cyber Bunny, who is in Tokyo (if Gigazaur was also in Tokyo, he would have wounded all Monsters outside of Tokyo, but not Cyber Bunny). Gigazaur rolled no , so he gains no ♥.

3. ENTER TOKYO

If no one is in Tokyo, you must enter and place your Monster in Tokyo City . (Similarly, in a 5 or 6 player game, if Tokyo Bay is empty, you must enter Tokyo Bay .)

REMINER: You can only Yield when you lose ♥ from  rolled by a Monster.

NOTE: No Monster starts the game in Tokyo. The first player must always enter Tokyo City  during this step.



WITH 5 OR 6 PLAYERS, if Tokyo City is occupied, but Tokyo Bay is empty, you must enter Tokyo Bay. Monsters in Tokyo City and Tokyo Bay are both considered "in Tokyo". Tokyo Bay has identical effects as Tokyo City .

Once the game has 4 or fewer players, any player in Tokyo Bay must leave Tokyo Bay immediately (except if Tokyo City is empty, in which case you move there).

This occurs even if it is not that player's turn.



4. BUY POWER CARDS

You may buy one or more of the three face-up cards in the Marketplace. To buy a Power card, spend as many as the cost that is indicated at the top of the card. If it is a **DISCARD** type of card, resolve its effects at once before taking any other action. If it is a **(KEEP)** type of card, place it in front of you and it instantly becomes active. Replace any removed cards in the Market immediately by drawing from the top of the draw deck. These newly revealed cards are immediately available for purchase.

You can also spend 2 to sweep all three face-up cards to the discard. Then reveal three new Power cards from the draw deck. They are immediately available for purchase.

As long as you have enough , you can continue to buy or sweep cards.

EXAMPLE

The King has 10 and doesn't like any of the available cards. He spends 2 to sweep them to the discard and reveals the next three cards from the deck. He still has 8 and sees a card that costs 3 . He chooses to buy this card and replaces it with a new card. He still has 5 but decides to save them for another turn.

5. END OF TURN

Certain Power card effects activate at the end of your turn. Activate these cards before passing the dice to the next player. Pass the dice to the player on your left (clockwise).

EFFECTS OF TOKYO

Being in Tokyo (Tokyo City or Tokyo Bay) has some advantages and some disadvantages:

➡ 1 : you gain 1 when you enter Tokyo.

[+2] : you gain 2 if you start your turn in Tokyo. This includes if you are allowed to take an additional turn via special effects.

: Monsters in Tokyo cannot use (but they can still use Power cards to gain).

Moreover, the target(s) of your depend on where you are located:

The rolled by Monsters in Tokyo will wound all Monsters outside of Tokyo.

The rolled by Monsters outside of Tokyo will wound all Monsters in Tokyo.

You can only Yield Tokyo after losing from rolled by another Monster.

OPTIONAL RULE FOR A 2-PLAYER GAME
If you want to play a 2-player game, we recommend using this rules variant for control of Tokyo (all other rules remain unchanged):

• Instead of gaining 1 when you enter Tokyo, you gain 1 .

• Instead of gaining 2 if you begin your turn in Tokyo, you gain 1 .

END OF GAME

The game ends at the end of the turn when a Monster reaches 20 or if only one Monster remains in the game. The Monster who reaches 20 or is the last survivor is crowned Dark King of Tokyo!

GLOSSARY

ROLL: the act of throwing the dice on the table. Before a Roll, a player can set aside one or more dice of their previous roll. The player can also decide to roll one or more of the previously reserved dice again.

YIELD: a Monster may Yield Tokyo only after being wounded (reduced as a result of another player's .

WOUND or **SMASH**: a Monster Wounds or Smashes another Monster when it has him lose one or more with her during the Resolve Dice step.

TURN: a turn ends each time a player passes the dice to the next player to begin the new player's turn.

EXAMPLE OF A 5-PLAYER GAME

Gigazaur is in Tokyo City and Kraken is in Tokyo Bay. The King, Cyber Bunny, and Meka Dragon are the three other Monsters (all outside of Tokyo). Elizabeth is playing Meka Dragon and Joseph is playing Gigazaur. It is Meka Dragon's turn. She rolls 4.

Gigazaur and Kraken each lose 4. They both Yield Tokyo. After resolving the remainder of her dice, Meka Dragon enters Tokyo City (mandatory) and gains 1. Tokyo Bay remains unoccupied.

It's now Gigazaur's turn. He rolls 1. Only Meka Dragon is wounded since no one is currently in Tokyo Bay. He decides to

stay in Tokyo (doesn't Yield). After resolving the rest of his dice, Gigazaur must now enter Tokyo Bay since it is unoccupied, and he gains 1.

Next, Kraken rolls 1. Gigazaur and Meka Dragon each lose 1. Gigazaur decides to Yield Tokyo Bay, but Meka Dragon stays in Tokyo City. After resolving the dice, Kraken must enter Tokyo Bay and gains 1.

The King and Cyber Bunny don't roll any on their turns, so no one enters or leaves Tokyo. Meka Dragon and Kraken may not Yield since neither were Wounded by another Monster.

Meka Dragon begins her turn in Tokyo and gains 2 for that achievement.

She rolls 3 and all Monsters outside of Tokyo lose 3 (Gigazaur, The King and Cyber Bunny). Kraken, who is "in Tokyo", is not wounded – Monsters in Tokyo do not wound each other.

As a result of Meka Dragon's attack, Gigazaur has 0, and is eliminated from the game immediately, discarding all possessions. Now only four Monsters remain in the game. Kraken must leave Tokyo Bay immediately, leaving Meka Dragon alone in Tokyo.

POWER CARDS AND WICKEDNESS TILES CLARIFICATIONS

If you reach 20 and reach 0 in the same turn for any reason, you are eliminated. You must survive your turn in order to win. If all Monsters are eliminated at the same time... everyone loses!

Power cards and Wickedness tiles do not let Monsters gain more than 10, unless a card or a tile says otherwise.



OPPORTUNIST

If there are two Opportunist cards in play (because of Fluxling), the first Opportunist Monster clockwise from the current turn Monster gets the first opportunity to buy newly revealed cards, followed by the second Opportunist Monster.



POISON SPIT & SHRINK RAY

Poison and Shrink tokens stay on a Monster even if their associated cards or tiles are discarded.

You cannot remove these tokens from yourself while you are in Tokyo; you must be outside of Tokyo to use the to remove these tokens.



FIRE BREATHING

The Monsters of the players seated to your left and right each lose 1. They lose this even if they are in the same location as you. If there are only 2 players, your opponent only loses 1.



METAMORPH

Discarding your (KEEP) cards happens during the End of Turn step. You get back the full cost of the card as printed, even if you bought it at a discount.



FLUXLING

Fluxling copies the effects of a card as if it had just been played (with tokens, for example). If the copied card is discarded, Fluxling no longer has an effect. You can choose another (KEEP) card to copy at the start of your next turn (before you roll dice).

CREDITS

Game Design: Richard Garfield

Game Development: Richard Garfield & Skaff Elias

Editing Directors: Cédric Barbé & Patrice Boulet

Project Managers: Delphine Brennan & Florent Baudry

Thanks: Origames, Frédéric Derlon

Artwork: Paul Mafayon

US Playtesters: Mons Johnson, Bill Rose, Andy Buehler, Mike Davis, Jamie Fristrom, Bill Dugan, Henry Stern, Mike Turian, Skaff Elias, Paul Peterson, Chip Brown, Bruce Kaskel, Daniel Allcock, Rob Watkins, Chris Lopez, Robert Gutschera, Marc LeBlanc, Alan Comer, Jim Lin, Greg Canessa, Dave-Bob Lee, Joel Mick, Tom Lehman, Terry Garfield, and the scourge of Tokyo – Schuyler Garfield

IELLO Europe - 9, avenue des Érables, lot 341
54180 HEILLECOURT - France - www.iello.com

IELLO USA - 5550 Painted Mirage Rd. Suite 320
Las Vegas, Nevada 89149 USA - www.iellousa.com

©2011-2020 IELLO. King of Tokyo, IELLO, and their logo are trademarks of IELLO. All rights reserved

FOLLOW US ON:



WWW.IELLOUSA.COM