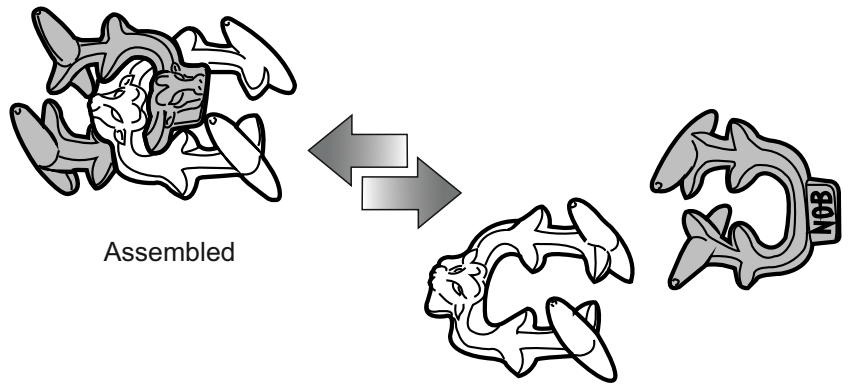


# はずる<sup>TM</sup> HUZZLE<sup>®</sup>


## Huzzle Cast Elk



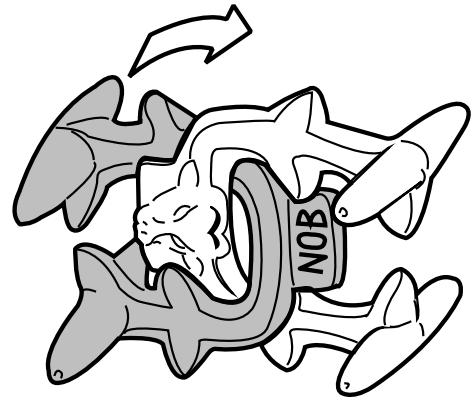
Assembled

Disassembled

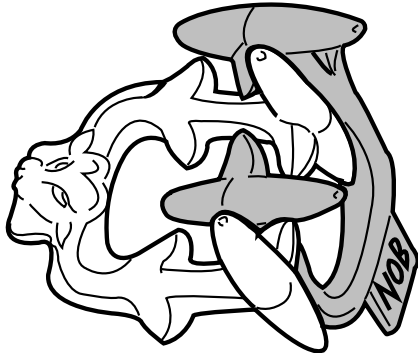
- ① Starting position



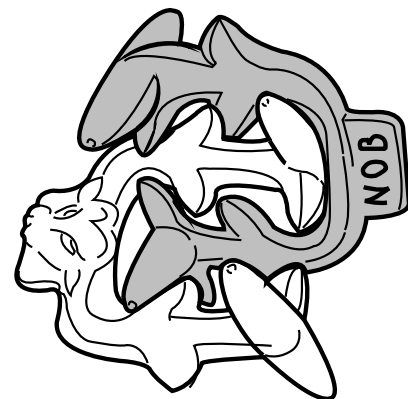
- ② Turn one of the parts around so that the word **NOB** faces upwards



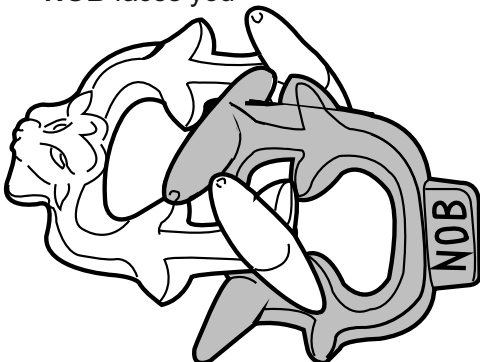
- ③ Take the piece with the animal's face on it with your left hand and put the other part (with letters on it) through one of the sharp edges




- ④ Lift up the piece with letters on it



- ⑤ Move it so that the word **NOB** faces you



- ⑥ Twist the four sharp tips back and forth several times in order to come apart



Designer:

© 1986, 2018 Hanayama Co., Ltd.  
All Rights Reserved



Exclusive European distribution  
by Eureka bvba - 2800 Mechelen, Belgium