
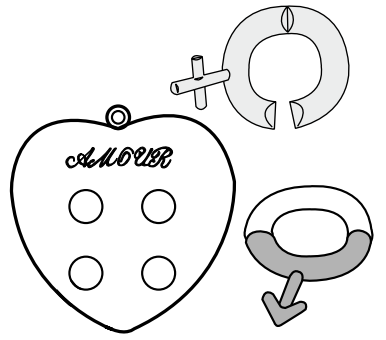
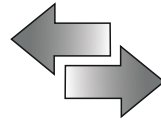


はずる HUZZLE

TM
®



Assembled



Disassembled

Huzzle Cast Amour



- 1** Starting position

Front view

Side view
- 2** Loosen the two rings by pressing them into one another. Then align the gap of one of the rings (either will do) with the hole in the heart.
- 3** Then slide it upwards a little. Slide the other ring upwards in the same way.
- 4** Rotate one of the rings 90 degrees.
- 5** In this way a ring can be released. You can release the other ring in the same way.

Designer: Akio Yamamoto (JP)

© 1992, 2018 Hanayama Co., Ltd.
All Rights Reserved



Exclusive European distribution
by Eureka bvba - 2800 Mechelen, Belgium