
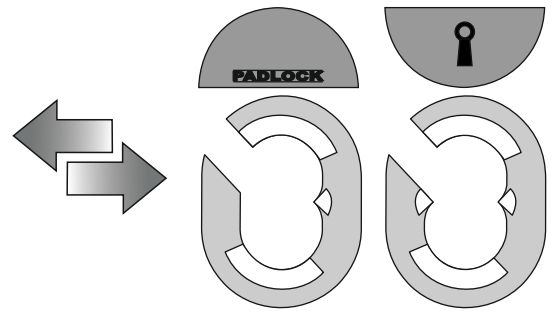


はずるTM HUZZLE[®]

Huzzle Cast Padlock

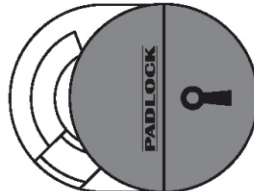



Assembled



Disassembled

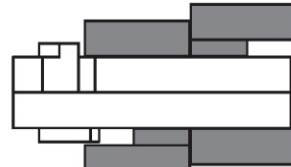
This answer will explain the puzzle using labels A-D on each piece as shown.



Starting Position

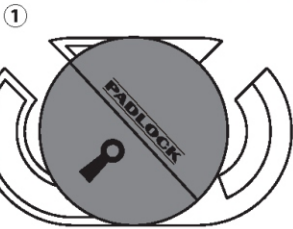
The puzzle is solved by lifting up either A or B and moving them around.

e.g. The image below shows when piece B has been lifted up.

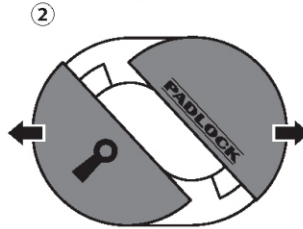


Side View

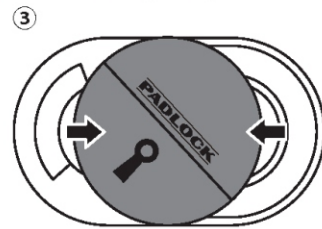
Proceed while taking note of the arrows indicating direction of movement and the shape of puzzle itself.



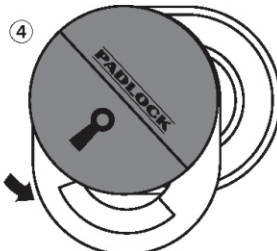
① Rotate A, B, C to reach the position shown



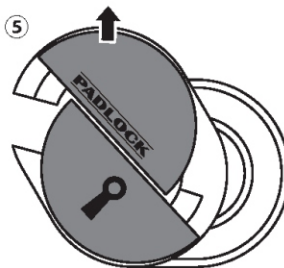
② Lift up A, then move A and B to the left and right.



③ Lift up B and return A and B to the center.



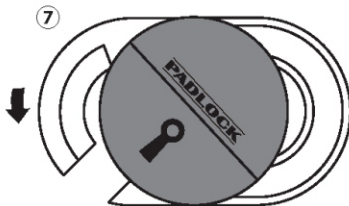
④ Rotate C to reach the position shown



⑤ Lift up B and slide A.



⑥ Lift up A and slide it back to its previous position.



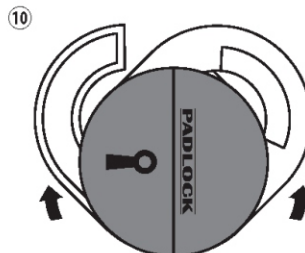
⑦ Rotate C to reach position shown.



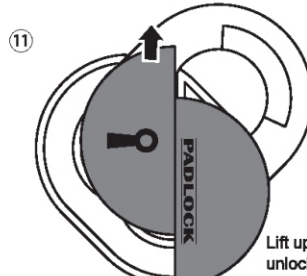
⑧ Lift up B and move A and B to the left and right.



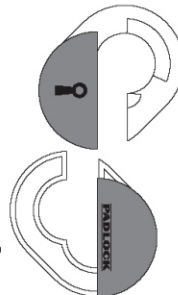
⑨ Lift up A and return A and B to the center.



⑩ Rotate C and D to reach the position shown.



⑪ Lift up A and slide B out to unlock the pieces.



Designer: Jim-Hoo Ahn (South KOR)

© 2016, 2018 Hanayama Co., Ltd.
All Rights Reserved



Exclusive European distribution
by Eureka bvba - 2800 Mechelen, Belgium

Revision: February 2016