

はずる

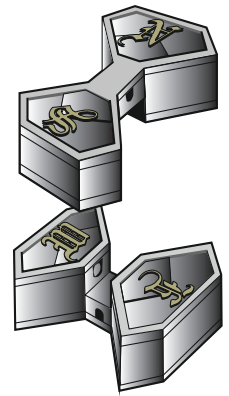
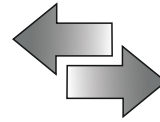
TM
®

H U Z Z L E

Huzzle Cast News



Assembled




Disassembled

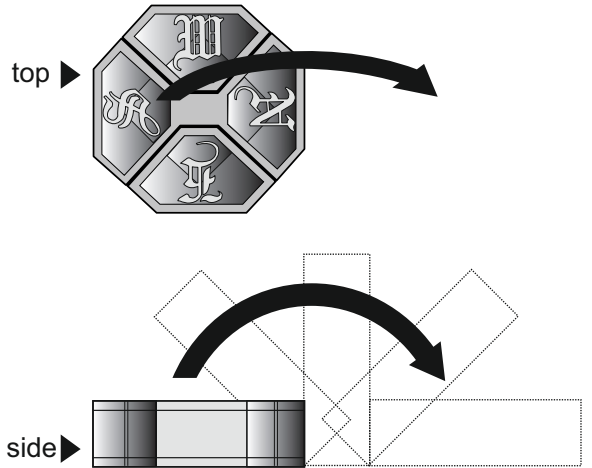
① Starting position



② On a flat surface, rotate the puzzle clockwise



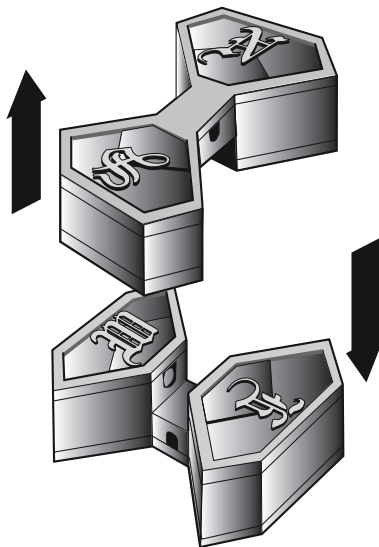
③ With the puzzle in the position, as showed below, gently turn over the puzzle as indicated by the arrow



④ Once again, rotate the puzzle clockwise



⑤



Warning
When you have that aha! moment and figured out this puzzle be so kind not to tell other people. So they can figure it out for themselves too.

