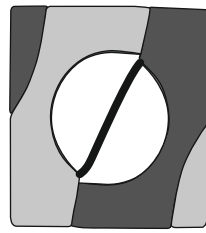
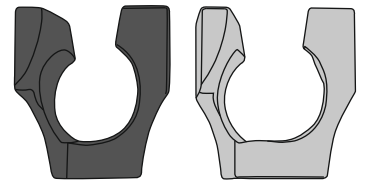
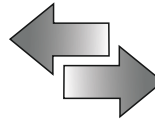


はずるTM H U Z Z L E[®]

Huzzle Cast Marble



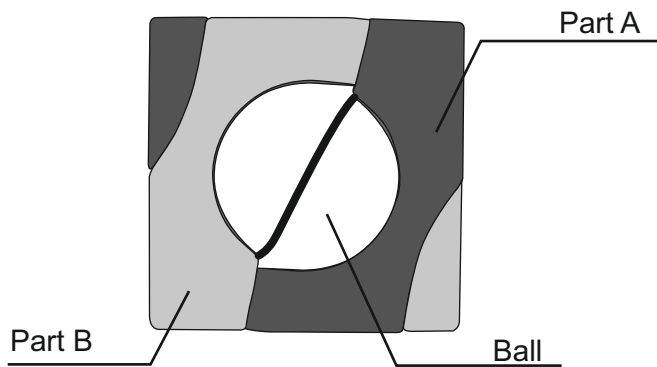
Assembled



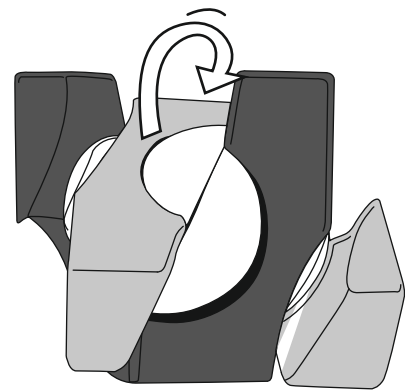
Disassembled

1 The following part names are used.

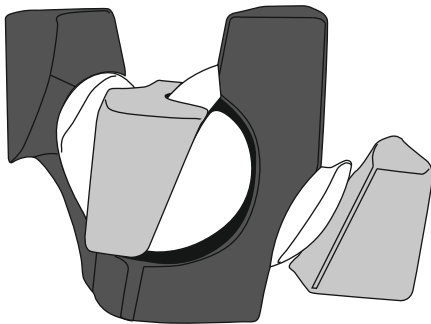
Put the break of ball and the break of part A and part B together.



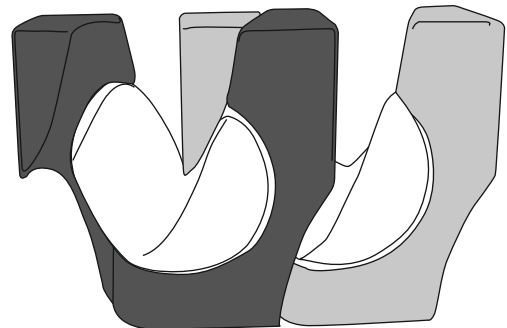
2 Keep Part A and lower ball half from moving, then twist the Part B and upper ball half together.



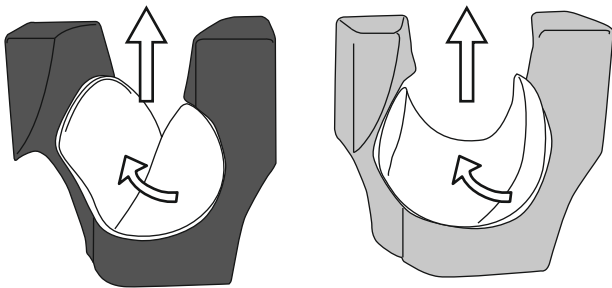
3



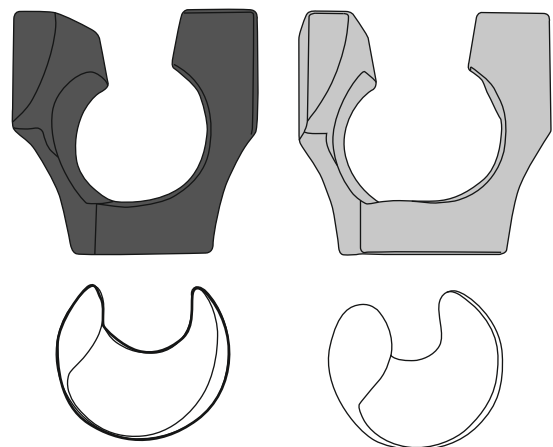
4



5 A ball is turned and it removes from a top.



6 They come apart.



Designers: Bram Cohen (USA) & Oskar van Deventer (NL)

© 2009, 2018 Hanayama Co., Ltd.
All Rights Reserved



Exclusive European distribution
by Eureka bvba - 2800 Mechelen, Belgium