


Components

- 168 Evidence Cards
- 58 Victory Points Tokens
- 8 Voting Tokens
- 8 Player Markers
- 7 Notebooks
- 1 Pencil
(Active Player Marker)

"Detective Club" once again opens its doors for new members. You are also invited, but first you must prove yourself as a real detective. Analyze all the evidence, listen to the witnesses and try to find out who is lying among your group. Only the most observant and the most cunning will be able to succeed and achieve victory! Welcome to the Club!

Setting up the game

1. Place the VP Tokens and the deck of Evidence Cards where players can comfortably reach them.
2. Each player takes the Player Marker of his choice and places a Voting Token of the matching color on it.
3. Randomly choose the first Active Player. That player receives the pen (which is the Active Player Marker) and takes one notebook for each other player in the game (for instance, in a 7-player game, the Active Player would take 6 notebooks).
4. Each player draws 6 Evidence Cards.



Setup for 4 players.



How to play

A game of Detective Club plays in several rounds. On each round, players will play two cards. The game ends after each player has been Active Player once (with 6-8 players) or twice (with less than 6 players).

On each round, play the following five steps:



Choose a Word

The Active Player looks at his cards and comes up with a word, keeping in mind that he will be able to use two cards from his hand to describe that word. Then, he plays one card face up in the middle of the table: that card is supposed to reflect the word that he has in mind. He then immediately draws a new card from the deck.



Note: Over the course of the game, whenever a player plays an Evidence Card, he immediately draws a new card to replace it. Each player must always have 6 Evidence Cards in hand



Example: Mike is the Active Player. He wants to play with the word "nature". He places the card displaying a red rose to reflect that word.



Assign Roles

The Active Player writes the word on each notebook except one. Then, he shuffles all notebooks and randomly gives one notebook to each other player.

One player will receive an empty notebook: he is the **Conspirator**. The other are **Detectives**. Detectives must try and identify the Conspirator. The Conspirator must team up with the Active Player to try and mislead Detectives.




Note: Players must keep their notebook secret at all times! No one knows who is the Conspirator... except himself.




Play Cards

Starting with the player that sits on the left of the Active Player and proceeding clockwise, each player plays one card from his hand. Again, that card is supposed to match the word that the Active Player wrote on the notebook.



Example: Bill is a Detective. He can see that Mike wrote "nature" in his notebook, so he plays a card that displays the sea. That should be enough.



Example: Jane is the Conspirator. There is nothing on her notebook. She tries to analyze the two previous cards and looks for something that could fit in. There is water on both cards - maybe the word is "water"? She chooses a card with a big blue wave.

Once all players have played a card, the Active Player plays a second card, and so on until everyone played two cards.



Example: Mike and Bill have now added a second card, and Jane understands that the word was probably not water. Maybe "nature" then? Or something similar? She places the sunflower card, hoping for the best.

While the Active Player plays cards on the middle of the table, all other players play their cards in front of them.

- If you're a Detective, make sure to play solid Evidence cards to avoid being accused during the Voting Phase!
- If you're the Conspirator, try and gather information from the cards played by other players.

4 Discuss & Vote

After all players have played two cards, the Active Player says the word that he has written. He then explains the reasons why he chose the two cards that he placed to reflect that word.

All other players do the same, proceeding clockwise. Once all players have explained their choices, players may vote to designate who they think is the Conspirator. The Active Player does not participate. Starting from the player on his left and proceeding clockwise, each player places his Voting Token next to the Player Marker of his choice, except his own.

Example: Bill and Dustin think that Jane is the Conspirator because she was unable to explain her cards clearly. Bill places her Voting Token next to Jane's Player Marker. She in return, votes against Bill, hoping that Dustin will make a wrong choice.

5 Scoring

Once every player has voted, reveal all notebooks and proceed to scoring.

- Each Detective who placed his Voting Token on the Conspirator's Player Marker scores 3 VP.
- If there is 0 or 1 Token on the Conspirator's Player Marker, then the Conspirator scores 5 VP and the Active Player scores 4 VP.
- If there are 2 or more Tokens on the Conspirator's Player Marker, then the Conspirator and the Active Player do not score any VP.

Example: Bill and Dustin were right and score 3 VP each. Jane and Mike do not score any VP for this round.

Players keep their VP Tokens face down. Once the Scoring Phase is complete, a new round begins: the Active Player passes his marker to the player that sits on his left. That player becomes the new Active Player and takes the notebooks. Make sure to cross out the previous word on all notebooks to avoid confusion!

End of the game

The game ends after each player has been Active Player once (with 6-8 players) or twice (with less than 6 players). Reveal your VP Tokens and add them up to get your final score. The player with the highest amount of VP wins. If there is a tie, tied player with greater amount of victory point tokens wins, if still tied, all tied players share victory.

GAME VARIANTS

Thematic Game

Before the first round, players choose a topic. When the active player chooses a word on his turn, he must make sure that this word matches the topic that was decided at the beginning of the game. Topics can be very specific (for instance "Space Opera", "USA", "Protagonists"...) or general ("Movies", "Countries", "Literature"...) depending on the level of difficulty you want to play with. Make sure than everyone agrees on the chosen topic. You can switch topic after a few rounds if you like, or try to play the whole game with the same topic!

No Discuss Phase

To shift focus of the game, you can switch the Discuss part of Step 4 "Discuss & Vote". In that case, start voting immediately after each player has played two cards. The Active player does not say the word out loud and players do not explain their cards.

CREDITS


En

Game Design: Oleksandr Nevskiy
Development: IGAMES Studio
Illustration&Design: M8I Studio
Editing/English Translation: Antoine Prono

Fra

Auteur: Oleksandr Nevskiy
Développement: IGAMES Studio
Graphismes: M8I Studio
Édition/Traduction française: Antoine Prono

Deu

Spieldesign: Oleksandr Nevskiy
Entwicklung: IGAMES Studio
Illustrationen & Grafikdesign: M8I Studio
Deutsche Übersetzung: Peer Lagerpusch
Lektorat: Vera Brust, Pierre Dierks,
Markus Klapper - **ERKLAERPEER** 

© 2018 IGAMES

3



5



Testing a prototype of "Detective Club"



Maksym Hnatyk
cofounder M8I



Tatiana Razumna
illustrator



Moroz Iryna
illustrator



Taras Susak
concept artist



Dmytro Tiuftin
illustrator



Sokolovs'kiy
Sergiy
illustrator



Anastasiya
Kholyavka
illustrator
M8I studio unit



Oleksandr Nevskiy
Game designer/cofounder IGAMES